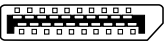
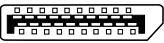





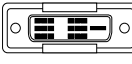




I AM CONNECTING TO				
MY SOURCE	DISPLAY PORT	HDMI	DVI	VGA
 DISPLAY PORT	 <u>VCB-DP2-MM (CBL)</u> <u>VA-DP-CPL (CPL)</u>	 <u>VA-DP12-HDMI4K-A (ACT)</u> <u>EVNDPHDMI-MF-R3 (PAS)</u>	 <u>EVNDPDVI-MM (CBL)</u> <u>EVNDPDVI-MF-R3 (PAS)</u> <u>VA-DP-DVID-A (ACT)</u>	 <u>EVNDPVGA-MF-R3 (DNG)</u>
 MINI DISPLAY PORT	<u>ENVMDPDP (CBL)</u> <u>VA-MDP12-DP12 (DNG)</u>	<u>ENVMDP-HDMI (PAS)</u> <u>VA-MDP12-HDMI4K-A (ACT)</u>	<u>ENVMDP-DVI (DNG)</u>	<u>ENVMDP-VGA (DNG)</u>
 HDMI	<u>VA-HDMI-DP (DNG)</u>	<u>VCB-HD2L (CBL 2.0)</u> <u>VCB-HDMI (CBL 1.4)</u> <u>EVHDMI01T (CBL 1.3)</u> <u>VA-HDMI-CPL (CPL)</u>	<u>EVHDMI02T (CBL)</u> <u>FA790 (ADP)</u>	<u>VA-HDMI-VGA (DNG)</u>
 DVI	N/A	<u>EVHDMI02T</u> <u>VA-DVID-HDMI (DNG)</u> <u>FA795-R2 (ADP)</u>	<u>DVI-I-DL (DVII CBL)</u> <u>EVNDVI02 (DVID CBL)</u> <u>VA-DVI-CPL (CPL)</u>	<u>EVNDVI01 (CBL)</u> <u>VA-VGA-DVII (DNG)</u> <u>FA461 (ADP)</u>
 VGA	N/A	N/A	<u>EVNDVI01 (CBL)</u> <u>VA-VGA-DVII (DNG)</u> <u>KVGA-DVID</u>	<u>EVNPS06 (CBL)</u> <u>FA452-R2 (CPL)</u> <u>FA454-R2 (CPL)</u>
 USB-C	<u>VA-USBC31-DP12 (DNG)</u> <u>VA-USBC31-DP4KC (DNG)</u> <u>VA-USBC31-DP12-XXX (CBL)</u>	<u>VA-USBC31-HDMI4K (DNG)</u> <u>VA-USBC31-HD4KC (DNG)</u> <u>VA-USBC31-HDR4K (CBL)</u> <u>VA-USBC31-HDMI4K-016 (CBL)</u>	<u>VA-USBC31-DVID (DNG)</u> <u>VA-USBC31-DVIC (DNG)</u> <u>VA-USBC31-DVID-XXX (CBL)</u>	<u>VA-USBC31-VGA (DNG)</u> <u>VA-USBC31-VGAC (DNG)</u> <u>VA-USBC31-VGA-XXX (CBL)</u>

Key: CBL = Cable; CBL 1.3 = Cable, HDMI v1.3 (1080p); CBL 1.4 = Cable, HDMI v1.4 (4K); SLCBL 1.4 = Single Locking HDMI v1.4 Cable; DLCBL 1.4 = Dual Locking HDMI v1.4 Cable; DVID CBL = DVI-D Cable; DVII CBL = DVI-I Cable; SLMCBL 1.4 = Slim HDMI v1.4 Cable; DNG = Dongle; CPL = Coupler; ADP = Adapter; ACT = Active; CBL 2.0 = Cable HDMI 2.0 with Ethernet; PAS = Passive

WHEN TO CHOOSE AN ACTIVE DISPLAYPORT ADAPTER



When you connect a source with a (mini)DisplayPort interface to one or more DVI or HDMI display(s), you need to know the difference between active and passive video adapters.

PCs and other video sources with dual-mode DisplayPort (also known as DP++) interface support the conversion between DisplayPort and HDMI or DVI. You can use a **passive video adapter**. Watch out for the DP++ symbol at your source port.

Use always an **active video adapter**, if your video source has a single-mode DisplayPort interface or needs to support multiple video outputs. Active adapters are equipped with an internal chip that performs the conversion between single-mode or dual-mode DisplayPort and HDMI or DVI.

