

DBSL/AGC/QTR-DEC2017/2018

Date : Jan 06, 2018

AGC Network Ltd

Equinox Business Park (Peninsula Techno Park)
Off Bandra Kurla Complex,
LBS Marg, Kurla (West),
Mumbai 400 070

Dear Sir/Madam,

Unit AGC Network Ltd
Subject Quarterly Reports as on 31/12/2017

We are forwarding herewith following quarterly reports as on 31st December, 2017

1. Clause - 31 duly signed and stamped
2. Investors Complaints/Queries/Services requests
3. Summary Report - Status Sub Status Wise
4. Category Wise Distribution of Shareholding

Please check and confirm if there are any discrepancies or other requirements in time.

Kindly acknowledge the receipt of the same.

Thanking you,

Yours Sincerely,
For **Datamatics Business Solutions Ltd.**



Authorised Signatory

Encl: as above

Datamatics Business Solutions Limited

(formerly known as Datamatics Financial Services Ltd)

Regd. Off: Plot No. B-5, Part B Cross Lane, MIDC, Andheri (East), Mumbai – 400093, India.
Tel: +91 22 66712001 - 6 | Fax: + 91 22 66712011 | www.datamaticsbpo.com | info@dfssl.com

CIN : U74140MH1982PLC028446

Name of Listed Entity : AGC NETWORKS LTD
 Script Code and name : NSE - AGCNET , BSE - 500463
 Shareholding pattern filed under Reg. 31(1)(b)
 Quarter Ended : 30.12.2017

Sr. No.	Particulars	Promoter and Promoter Group Yes/No	Public Yes/No	Non Promoter Non Public Yes/No
1	Whether the Listed Entity has issued any partly paid up shares?	NO	NO	NO
2	Whether the Listed Entity has issued any Convertible Securities or Warrants?	NO	NO	NO
3	Whether the Listed Entity has any shares against which depository receipts are issued?	NO	NO	NO
4	Whether the Listed Entity has any shares in locked-in?	NO	NO	NO
5	Whether any shares held by promoters are pledged or otherwise encumbered?	NO	NA	NA
6	Whether the Listed Entity has issued any Differential Voting Rights?	NO	NO	NO



Table I - Summary Statement holding of specified securities
 Name of Listed Entity: AGC NETWORKS LTD
 Report Date: 30.12.2017
 Face Value 10.00

Category (i)	Category of shareholder (ii)	Nos. of share holders (iii)	No. of fully paid up equity shares held (iv)	No. of partly paid-up equity shares held (v)	Nos. of shares underlying Depository Receipts (vi)	Total Nos. shares held (vii) = (iv)+(v)+(vi)	Shareholding as a % of total no. of shares (calculated as per SCRR, 1957) (viii) As a % of (A+B+C2)	Number of voting Rights held in each class of securities (ix)			Total as a % of (A+B+C)	No of shares underlying convertible Securities (including warrants) (x)	Shareholding as a % assuming full conversion of convertible securities as a % of diluted share capital (xi) = (vii)+(x)	Number of Locked in shares (xii)		Number of shares pledged or otherwise encumbered (xiii)		Number of equity shares held in dematerialized form (xiv)
								Class X	Class Y	Total				(a)	(b)	(a)	(b)	
(A)	Promoter and Promoter Group	1	21320348		0	21320348	74.8964	21320348	0	21320348	74.90							21320348
(B)	Public	9341	7146116		0	7146116	25.1036	7146116	0	7146116	25.10							6605334
(C)	Non Promoter - Non Public	0							0	0	0.00							
(C1)	Non Promoter - Non Public	0							0	0	0.00							
(C2)	Shares underlying DRs	0							0	0	0.00							
	Shares held by Employee Trusts	0							0	0	0.00							
	Total	9342	2846644	0	0	2846644	100.0000	2846644	0	2846644	100.00							27925682



Table II - Statement showing Shareholding Pattern of the Promoter and Promoter Group
Name of Listed Entity: AGC NETWORKS LTD
Quarter ended: 30.12.2017

Face Value 10.00

1	Category and Name of the shareholders (i)	PAN (ii)	No. of shares held (iii)	No. of fully paid up equity shares held (iv)	Partly paid-up equity shares held (v)	Nos. of shares underlying Depository Receipts (vi)	Total Nos. shares held (vii = iv+v+vi)	Shareholding as per SCRR 1957 As a % of (A+B+C2) (viii)	Number of voting Rights held in each class of securities (ix)			Total as a % of Total voting rights	No. of shares underlying outstanding convertible Securities (including warrants) (x)	Shareholding as a % assuming full conversion of convertible securities as a percentage of diluted share capital (xi)=(vii)+(x)	Number of Locked in shares (xii)		Number of shares pledged or otherwise encumbered (xiii)		Number of dematerialized equity shares held in form (xiv)	
									Class X	Class Y	Total				(a)	(b)	(a)	(b)		
Indian																				
(a)	Individuals/Hindu Undivided Family		0																	
(b)	Central Government/State Government(s)		0																	
(c)	Financial Institutions / Banks		0																	
(d)	Any Other (Specify)		0																	
(d)(i)	Bodies Corporate		3																	
(d)(ii)	Sub Total (A)(i)																			
Foreign																				
(a)	Individuals (Non-Resident)		0																	
(b)	Individuals/Foreign Individuals)		0																	
(c)	Government		0																	
(d)	Institutions		0																	
(e)	Foreign Portfolio Investor		0																	
(d)	Any Other (Specify)		0																	
(e)(i)	Bodies Corporate		1	21320348			21320348	74.90	21320348	0	21320348	74.90						0.00	0.00	21320348
(e)(ii)	ESSAR TELECOM LIMITED		0	21320348			21320348	74.90	21320348	0	21320348	74.90						0.00	0.00	21320348
	Sub Total (A)(2)		1	21320348			21320348	74.90	21320348	0	21320348	74.90						0.00	0.00	21320348
	Total Shareholding of Promoter and Promoter Group (A)=(A)(1)+(A)(2)		1	21320348			21320348	74.90	21320348	0	21320348	74.90						0.00	0.00	21320348



Name of Listed Entity : AGC NETWORKS LTD	
Script Code and name : NSE - AGCNET , BSE - 500463	
<p>Details of Shares which remain unclaimed may be given hear along with details such as number of shareholders, outstanding shares held in demat/unclaimed suspense account, voting rights which are frozen etc.</p>	
Quarter Ended : 30.12.2017	
No. of shareholders	No of Shares held




Table III - Statement showing Shareholding Pattern of the Public shareholder
 Name of Listed Entity: AGC NETWORKS LTD
 Quarter ended: 30.12.2017

Category of the shareholders (i)	PAN (ii)	No. of shares held (iii)	No. of fully paid up equity shares held (iv)	Party paid-up equity share held (v)	Nos. of shares underlying Depository Receipts (vi)	Total Nos. shares held (vii = (iv)+(v)+(vi))	Shareholding % as per SCRR 1957 As a % of (A+B+X2) (viii)	Number of Voting Rights held in each class of securities (ix)			Total as a % of Total Voting rights	No of shares underlying convertible Securities (including warrants) (x)	Total Shareholding as a % assuming full conversion of convertible securities at a percentage of diluted share capital (xi)	Number of Locked in shares (xii)		Number of pledged or otherwise encumbered (xiii)	As a % of total shares held (Not Applicable)	Number of equity shares held in dematerialized form (xiv)	
								Class X	Class Y	Total				(a)	(b)				
1 Institutions																			
(a) Mutual Funds/UTI		11	10228			10228	0.04											100	
(b) Venture Capital Funds		0																	
(c) Alternate Investment Funds		0																	
(d) Foreign Venture Capital Investors		0																	
(e) Foreign Portfolio Investors		7	2141912			2141912	7.52											2140912	
INDIA OP-PORTUNITIES GROWTH FUND LTD - PINEWOOD STRATEGY	AACCI5037L	0	1418862			1418862	4.98											1418862	
EMERGING INDIA FOCUS FUNDS LIMITED	AACCE0596N	0	315895			315895	1.11											315895	
ELARA INDIA OP-PORTUNITIES FUND	AABCE6307N	0	288055			288055	1.01											288055	
(f) Financial Institutions / Banks		4	1800			1800	0.01											400	
(g) Insurance Companies		2	200			200	0.00											100	
(h) Provident Funds / Pension Funds		0																	
(i) Any Other (specify)		0																	
(ii) Qualified Foreign Investor		24	2154140			2154140	7.57											2141412	
Sub Total (B)(1)		4	327834			327834	1.15											285088	
(2) Central Government/State Government(s)/ President of India		4	327834			327834	1.15											285088	
Sub Total (B)(2)		4	327834			327834	1.15											285088	
3 Non-institutions																			
(a-1) Individuals - Shareholders holding nominal share capital up to Rs.2 Lakh		8897	2855105			2855105	10.03											2379536	
(a-1i) Individual shareholders holding nominal share capital in excess of Rs. 2 Lakh		12	896410			896410	3.15											896410	
(b) NBFCs registered with RBI		0																	
(c) Employee Trusts		0																	
(d) Overseas Depositories (holding DRs)(Balance figure)		0																	
(e) Any Other (Specify)		404	912627			912627	3.21											92908	
(f) NRI Regd.		97	42113			42113	0.15											36729	
(g) NRI Non-Regd.		63	64149			64149	0.23											64149	
(h) Trusts		3	6573			6573	0.02											6573	
(i) OCB		3	600			600	0.00											0	
(j) Foreign National		0																	
(k) Foreign Bodies		0																	
(l) Clearing Member		32	26505			26505	0.09											26505	
(m) Bodies Corporate		206	772687			772687	2.71											769952	
(n) Undisclosed/Esrow Account		0																	
(o) Any Other		0																	
(p) Sub Total (B)(3)		9313	4664142			4664142	16.38											417884	
(q) Total Public Shareholding		9341	7146116			7146116	25.10											6605334	



Name of Listed Entity : AGC NETWORKS LTD			
Script Code and name : NSE - AGCNET , BSE - 500463			
Quarter Ended : 30.12.2017			
Name of shareholder	Name of PAC	No. of shareholders	Holding %



Name of Listed Entity : AGC NETWORKS LTD	
Script Code and name : NSE - AGCNET , BSE - 500463	
Details of Shares which remain unclaimed may be given hear along with details such as number of shareholders, outstanding shares held in demat/unclaimed suspense account, voting rights which are frozen etc.	
Quarter Ended : 30.12.2017	
No. of shareholders	No of Shares held
0	




Table IV - Statement showing Shareholding Pattern of the Non Promoter - Non Public shareholder
 Name of Listed Entity: AGC NETWORKS LTD
 Quarter ended: 30.12.2017

Category and Name of the shareholders (i)	PAN (ii)	No. of shares held (iii)	No. of fully paid up equity shares held (iv)	Party paid-up equity shares held (v)	Nos. of shares underlying Depository Receipts (vi)	Total Nos. shares held (vii = iv+v+vi)	Shareholding % as per SCRR-1957 As a % of (viii)	Number of Voting Rights held in each class of securities (ix)			Total as a % of Total voting rights	No of shares underlying convertible Securities (including warrants) (x)	Total Shareholding as a % assuming full conversion of convertible securities as a percentage of diluted share capital (xi)	Number of shares Looked in (xii)		Number of shares pledged or otherwise encumbered (xiii)		Number of dematerialized shares held in form (xiv)
								Class X	Class Y	Total				(a)	(b)	(a)	(b)	
(1) Custodian/DR Holder		0						0	0	0	0.00			0	0.00			
(2) Employee Benefit Trust (under SEBI (Share Based Employee Benefit) Regulations, 2014)		0						0	0	0	0.00			0	0.00			
Total Non-Promoter-Non Public Shareholding (C) = (C1)+(C)2		0						0	0	0	0.00			0	0.00			



Jan 06, 2018

AGC NETWORK LTD

Equinox Business Park (Peninsula Techno Park)
 Off Bandra Kurla Complex,
 LBS Mrg, Kurla (West)
 Mumbai- 400070

Dear Sir,

Ref : Details of Investors Complaints / Queries / Service Requests received during the period 01/10/2017 to 31/12/2017

We furnish below the above details :-

A) Nature of Complaints	Opn Bal	Received	Cleared	Balance
1. Non receipt of share certificates Sent for transfer, deletion of name Transmission, transposition, consolidation of folios & share certificate, bonus share certificate correction of name etc.	00	06	06	00
2. Non receipt of Annual Report	00	00	00	00
3. Non receipt of DMT Certificates	00	00	00	00
4. Non receipt of Dividend warrants	00	01	01	00
5. DCL Death Claim Letters	00	01	01	00
6. Master Change	00	01	01	00
7. STP Stop Mark	00	00	00	00
Total	00	09	09	00

Yours faithfully,
 For **Datamatics Business Solutions Ltd.**


Authorized Signatory

Datamatics Business Solutions Limited

(formerly known as Datamatics Financial Services Ltd)

Regd. Off.: Plot No. B-5, Part B Cross Lane, MIDC, Andheri (East), Mumbai – 400093, India.


Tel. +91 22 66712001 - 6 | Fax. + 91 22 66712011 | www.datamaticsbpm.com | info@datamaticsbpm.com

CIN : U74140MH1982PLC028446

AGC NETWORKS LTD

Category-Wise Distribution of Shareholding As On 30-Dec-2017

Sr. No.	Name of Security Holders	No. of Shareholders	No. of Shares held	% to capital
1	Promoter Companies	1	21320348	74.90
2	FIs and OCBS	7	119700	0.42
3	Banking / Financial Institutions / Insurance Com	13	2352646	8.27
4	Mutual Funds	11	10228	0.04
5	Bodies Corporate/Trusts	278	805766	2.83
6	Non-Resident Individuals	168	106262	0.37
7	Resident Individuals	9085	3751514	13.18
Total --->		9563	28466464	100.00



COMPARATIVE BENPOS SUMMARY REPORT-STATUS SUB STATUS WISE

Status/Sub Status	Category	Benpos As of 30-Sep-2017		Benpos As of 30-Dec-2017		Movement(Net)
		No Of Folio	No Of Shares	No Of Folio	No Of Shares	
0101	INDIVIDUAL-RESIDENT	8644	3646757	8872	3604177	-42580
0103	INDIVIDUAL-HUF	206	132743	211	147137	14394
0104	MARGIN ACCOUNT - RESIDENT	1	100	2	200	100
0108	MARGIN ACCOUNT - RESIDENT	1	1	1	1	0
0201	FINANCIAL INSTITUTION (FI)-GOVT. SPONSORED	3	285168	3	285168	0
0301	FOREIGN INST. INVESTOR(FII)-MAURITIUS BASED	3	1100	3	1100	0
0401	NON RESIDENT INDIAN (NRI)-REPATRIABLE	110	47139	105	42113	-5026
0402	NON RESIDENT INDIAN (NRI)-NON REPATRIABLE	64	64867	63	64149	-718
0501	CORPORATE BODY-DOMESTIC	93	575100	97	575955	855
0502	CORPORATE BODY-OCB	3	600	3	600	0
0503	CORPORATE BODY-GOVERNMENT COMPANIES	3	42866	3	42866	0
0508	CORPORATE BODY-NON NBFC	1	93459	1	93459	0
0509	CORPORATE BODY-BROKER	5	446	4	1190	744
0511	PROMOTERS	1	21289848	1	21320348	30500
0512	CORPORATE BODY-OTHERS	16	8189	18	8315	126
0516	MARGIN ACCOUNT - CORPORATE BODY	59	30487	103	81292	50805
0529	CORPORATE BODY-OTHERS	1	44925	0	0	-44925
0533	CORPORATE BODY-OTHERS	7	12076	7	12076	0
0534	CORPORATE BODY-OTHERS	1	400	1	400	0
0800	MUTUAL FUND	7	5300	7	5300	0
0802	MUTUAL FUND	1	100	1	100	0
0900	TRUSTS	2	6195	3	6573	378
1002	CO-OPERATIVE BANK	1	1200	1	1200	0
1003	NATIONALIZED BANK	2	400	2	400	0
1004	OTHER BANKS	2	30700	1	200	-30500
1402	FOREIGN INST. INVESTOR(FII)-MAURITIUS BASED	4	2022812	3	2022812	0
1403	FOREIGN INSTITUTIONAL INVESTOR(FII)-OTHERS	1	118000	1	118000	0
3104	UTI	3	4828	3	4828	0
Total		9245	28465306	9520	28439959	-23847

NSDL HOLDINGS(WITHOUT CLEARING MEMBERS)	26728257	26682516
CDSL HOLDINGS(WITHOUT CLEARING MEMBERS)	1192826	1216661
CLEARING MEMBERS	658	26505
TOTAL	27921741	27925682

