

DBSL/AGC/QTR-JUNE2018/2018

Date : July 05, 2018

**AGC Network Ltd**

Equinox Business Park (Peninsula Techno Park)  
Off Bandra Kurla Complex,  
LBS Marg, Kurla (West),  
Mumbai 400 070

Dear Sir/Madam,

Unit                   AGC Network Ltd  
Subject               Quarterly Reports as on 30/06/2018


We are forwarding herewith following quarterly reports as on 30<sup>th</sup> June, 2018

1. Clause - 31 duly signed and stamped
2. Investors Complaints/Queries/Services requests
3. Summary Report - Status Sub Status Wise
4. Category Wise Distribution of Shareholding
5. Details of Shares held in Physical and Electronic Mode duly audited

Kindly acknowledge the receipt of the same.

Thanking you,

Yours Sincerely,  
For **Datamatics Business Solutions Ltd.**



**Authorised Signatory**

Encl: as above

**Datamatics Business Solutions Limited**

(formerly known as Datamatics Financial Services Ltd)

Regd. Off.: Plot No. B-5, Part B Cross Lane, MIDC, Andheri (East), Mumbai – 400093, India.  
Tel. +91 22 66712001 - 6 | Fax. + 91 22 66712011 | www.datamaticsbpo.com | info@dfssl.com  
CIN : U74140MH1982PLC028446

Name of Listed Entity : AGC NETWORKS LTD  
 Script Code and name : NSE - AGCNET , BSE - 500463  
 Shareholding pattern filed under Reg. 31(1)(b)  
 Quarter Ended : 30.06.2018

Sr. No.	Particulars	Promoter and Promoter Group Yes/No	Public Yes/No	Non Promoter Non Public Yes/No
1	Whether the Listed Entity has issued any partly paid up shares?	NO	NO	NO
2	Whether the Listed Entity has issued any Convertible Securities or Warrants?	NO	NO	NO
3	Whether the Listed Entity has any shares against which depository receipts are issued?	NO	NO	NO
4	Whether the Listed Entity has any shares in locked-in?	NO	NO	NO
5	Whether any shares held by promoters are pledged or otherwise encumbered?	Yes	NA	NA
6	Whether the Listed Entity has issued any Differential Voting Rights?	NO	NO	NO



Table 1 - Summary Statement holding of specified securities  
 Name of Listed Entity: AGC NETWORKS LTD  
 Balance Date: 30.06.2018

Face Value 10.00

Category of shareholder (i)	Nos. of share holders (iii)	No. of fully paid up equity shares held (iv)	No. of partly paid-up equity shares held (v)	Nos. of shares underlying Depository Receipts (vi)	Total Nos. shares held (vii) = (iv+v+vi)	Shareholding as a % of total no. of shares (calculated as per SCRR, 1957) (viii) As a % of (A+B+C2)	Number of voting Rights held in each class of securities (ix)			Total as a % of (A+B+C)	No of shares underlying convertible Securities (including warrants) (x)	Shareholding as a % assuming full conversion of convertible securities as a % of diluted share capital (xi) = (viii)/(x)	Number of Locked in shares (xii)		Number of shares pledged or otherwise encumbered (xiii)	As a % of total shares held (xiv)		Number of dematerialized shares held in form (xiv)
							Class X	Class Y	Total				(a)	(b)		(a)	(b)	
(A) Promoter and Promoter Group	1	21320348		0	21320348	74.90	21320348	0	21320348	74.90				4268240	20.02	21320348		
(B) Public	9013	7146116		0	7146116	25.10		0	7146116	25.10				0	0.00	6556051		
(C) Non Promoter - Non Public	0																	
(C1) Shares underlying DRs	0									0.00					0.0000			
(C2) Shares held by Employee Trusts	0									0.00					0.0000			
Total	9014	28466464	0	0	28466464	100.00	28466464	0	28466464	100.00			0	0.0000	4268240	20.02	27976399	







Table II - Statement showing Shareholding Pattern of the Promoter and Promoter Group  
 Name of Listed Entity: AGC NETWORKS LTD  
 Quarter ended: 30.06.2018  
 Face Value 10.00

1	Category and Name of the shareholders (i)	PAN (ii)	No. of shares held (iii)	No. of fully paid up equity shares held (iv)	Partly paid-up equity shares held (v)	Nos. of shares underlying Depository Receipts (vi)	Total Nos. shares held (vii) = (iv)+(v)+(vi)	Shareholding % calculate as per SCRR 1957 As a % of (A+B+C2) (viii)	Number of Voting Rights held in each class of securities (ix)			Total as a % of Total Voting Rights	No of shares underlying convertible Securities (including warrants) (x)	Shareholding as a % assuming full conversion of convertible securities (as a percentage of diluted share capital) (xi) = (viii)/(x)	Number of Locked in shares (xii)		Number of shares pledged or otherwise encumbered (xiii)		Number of equity shares held in dematerialized form (xiv)		
									Class X	Class Y	Total				(a)	(b)	(a)	(b)			
1	Indian																				
(a)	Individuals/Hindu Undivided Family		0																		
(b)	Central Government/State Government(s)		0																		
(c)	Financial Institutions / Banks		0																		
(d)	Any Other (Specify)		0																		
(d)(i)	Bodies Corporate		0																		
(d)(ii)	Sub Total (A)(1)		0																		
2	Foreign																				
(a)	Individuals (Non-Resident Individuals/Foreign Individuals)		0																		
(b)	Government		0																		
(c)	Institutions		0																		
(d)	Foreign Portfolio Investor		0																		
(e)	Any Other (Specify)		0																		
(e)(i)	Bodies Corporate		1	21320348			21320348	74.90		21320348	0	21320348	74.90					4268240	20.02	21320348	
(e)(ii)	ESSAR TELECOM LIMITED	AADGES567A	0	21320348			21320348	74.90		21320348	0	21320348	74.90					4268240	20.02	21320348	
	Sub Total (A)(2)		1	21320348			21320348	74.90		21320348	0	21320348	74.90					4268240	20.02	21320348	
	Total Shareholding of Promoter and Promoter Group (A)=(A)(1)+(A)(2)		1	21320348			21320348	74.90		21320348	0	21320348	74.90					4268240	20.02	21320348	



Name of Listed Entity : AGC NETWORKS LTD	
Script Code and name : NSE - AGCNET, BSE - 500463	
Details of Shares which remain unclaimed may be given hear along with details such as number of shareholders, outstanding shares held in demat/unclaimed suspense account, voting rights which are frozen etc.	
Quarter Ended : 30.06.2018	
No. of shareholders	No of Shares held





**Table III - Statement showing Shareholding Pattern of the Public shareholder**  
**Name of Listed Entity: AGC NETWORKS LTD**  
**Quarter ended: 30.06.2018**

Face Value: 10.00																					
1	Category and Name of the shareholders (i)	PAN (ii)	No. of share others (iii)	No. of fully paid up equity shares held (iv)	Partly paid-up equity shares held (v)	Nos. of shares underlying Depository Receipts (vi)	Total Nos. shares held (VII) = (IV)+(V)+(VI)	Shareholding % calculate as per SCRR 1957 As a % of (A+B+C2) (VIII)	Number of voting Rights held in each class of securities			Total as a % of Total voting rights	No of shares underlying convertible Securities (including warrants) (x)	Total Shareholding as a % assuming full conversion of convertible securities as a percentage of diluted share capital (XI)	Number of Locked in shares (XII)	As a % of total shares held (b)	Number of pledged or encumbered (a) (Not applicable)	Number of shares pledged or otherwise encumbered (b) (Not applicable)	Number of equity shares held in dematerialized form (XIV)		
									Class X	No of voting Rights Class Y	Total										
	<b>Institutions</b>																				
(a)	Mutual Funds/UTI		11	9328		0	9328	0.03	9328	0	9328	0.03								100	
(b)	Venture Capital Funds		0																		
(c)	Alternate Investment Funds		0																		
(d)	Foreign Venture Capital Investors		0																		
(e)	Foreign Portfolio Investors		6	2151212		0	2151212	7.56	2151212	0	2151212	7.56								2150712	
	INDIA OPPORTUNITIES GROWTH FUND LTD - PINEWOOD STRATEGY	AACCI5037L	0	1418862		0	1418862	4.98	1418862	0	1418862	4.98								1418862	
	ELARA INDIA OPPORTUNITIES FUND LIMITED	AABCE6907N	0	608850		0	608850	2.14	608850	0	608850	2.14								608850	
(f)	Financial Institutions / Banks		4	1800		0	1800	0.01	1800	0	1800	0.01								400	
(g)	Insurance Companies		2	200		0	200	0.00	200	0	200	0.00								100	
(h)	Provident Funds / Pension Funds		0																		
(i)	Any Other (Specify)																				
(ii)(i)	Qualified Foreign Investor		0																		
	Sub total (B)(1)		23	2162540		0	2162540	7.60	2162540	0	2162540	7.60								2161312	
(2)	Central Government/State Government(s)/ President of India		5	373113		0	373113	1.31	373113	0	373113	1.31								330347	
	Sub Total (B)(2)		5	373113		0	373113	1.31	373113	0	373113	1.31								330347	
3	<b>Non-institutions</b>																				
(a-1)	Individuals - shareholders holding nominal share capital in excess of Rs. 2 Lakh		8612	2752143		0	2752143	9.67	2752143	0	2752143	9.67								2325152	
	Individual shareholders holding nominal share capital in excess of Rs. 2 Lakh		13	995224		0	995224	3.50	995224	0	995224	3.50								995224	
(b)	NARESH LAKSHMANING KOTHARI	AALPKY561R	0	288184		0	288184	1.01	288184	0	288184	1.01								288184	
(c)	NARFCs registered with RBI		0																		
(d)	Employee Trusts		0																		
	Overseas Depositories (holding DRs)(balancing figure)		0																		
(e)	Any Other (Specify)		360	663096		0	663096	3.03	663096	0	663096	3.03								654016	
(f)	NRI Repd		97	46586		0	46586	0.16	46586	0	46586	0.16								41302	
(g)	NRI Non -Repd		71	66872		0	66872	0.23	66872	0	66872	0.23								66872	
(h)	Trusts		4	15516		0	15516	0.05	15516	0	15516	0.05								15516	
(i)	OCB		3	500		0	500	0.00	500	0	500	0.00								0	
(j)	Foreign National		0																		
(k)	Foreign Bodies		0																		
(l)	Guarant Member		17	6965		0	6965	0.02	6965	0	6965	0.02								6965	
(m)	Bodies Corporate		168	726657		0	726657	2.55	726657	0	726657	2.55								723961	
(n)	Uncleared/Esrow Account		0																		
(o)	Any Other		0																		
	Sub Total (B)(3)		8885	461063		0	461063	16.20	461063	0	461063	16.20								417492	
	Total Public Shareholding (B)+(B)(1)+(B)(2)+(B)(3)		9013	7146116		0	7146116	25.10	7146116	0	7146116	25.10								6650051	





Name of Listed Entity : AGC NETWORKS LTD	
Script Code and name : NSE - AGCNET, BSE - 500463	
Details of Shares which remain unclaimed may be given hear along with details such as number of shareholders, outstanding shares held in demat/unclaimed suspense account, voting rights which are frozen etc.	
Quarter Ended : 30.06.2018	
No. of shareholders	No of Shares held
0	






Table IV - Statement showing Shareholding Pattern of the Non Promoter - Non Public shareholder  
 Name of Listed Entity: AGC NETWORKS LTD  
 Quarter ended: 30.06.2018

Face Value 10.00	Category and Name of the shareholders (i)	PAN (ii)	No. of share holders (iii)	No. of fully paid up equity shares held (iv)	Party paid-up equity shares held (v)	Nos. of shares underlying Depository Receipts (vi)	Total Nos. shares held (vii) = (iv)+(v)+(vi)	Shareholding % as per SCRR, 1957 As a % of (A+B+C2) (viii)	Number of voting Rights held in each class of securities (ix)			Total as a % of Total voting rights	No of shares underlying convertible securities (including warrants) (x)	Total Shareholding as a % assuming full conversion of convertible securities (as a percentage of diluted share capital) (xi)	Number of Locked in shares (xii)		Number of shares pledged or otherwise encumbered (xiii)		Number of dematerialized equity shares held in form (xiv)
									Class X	Class Y	Total				(a)	(b)	(a)	(b)	
(1)	Custodian/ DR Holder		0						0	0	0	0			0.0000				
(2)	Employee Benefit Trust (under SEBI (Share Based Employee Benefit) Regulations, 2014)		0						0	0	0	0.0000			0.0000				
	Total Non-Promoter/Non Public Shareholding (C) = (C1)+(C2)		0						0	0	0	0.0000			0.0000				



**July 5, 2018**

**AGC NETWORK LTD**

Equinox Business Park (Peninsula Techno Park)  
 Off Bandra Kurla Complex,  
 LBS Mrg, Kurla (West)  
 Mumbai- 400070

Dear Sir,

Ref : Details of Investors Complaints / Queries / Service Requests received during the period 01/04/2018 to 30/06/2018

We furnish below the above details :-

A) Nature of Complaints	Opn Bal	Received	Cleared	Balance
1. Non receipt of share certificates	00	04	04	00
Sent for transfer, deletion of name				
Transmission, transposition,				
consolidation of folios & share				
certificate, bonus share certificate				
correction of name etc.				
2. Non receipt of Annual Report	00	00	00	00
3. Non receipt of DMT Certificates	00	00	00	00
4. Non receipt of Dividend warrants	00	05	05	00
5. DCL Death Claim Letters	00	07	07	00
6. Master Change	00	01	01	00
7. STP Stop Mark	00	04	04	00
<b>Total</b>	<b>00</b>	<b>21</b>	<b>21</b>	<b>00</b>

Yours faithfully,  
 For **Datamatics Business Solutions Ltd.**



**Authorized Signatory**

**Datamatics Business Solutions Limited**

(formerly known as Datamatics Financial Services Ltd)

Regd. Off.: Plot No. B-5, Part B Cross Lane, MIDC, Andheri (East), Mumbai – 400093, India.


Tel. +91 22 66712001 - 6 | Fax. + 91 22 66712011 | [www.datamaticsbpm.com](http://www.datamaticsbpm.com) | [info@datamaticsbpm.com](mailto:info@datamaticsbpm.com)

CIN : U74140MH1982PLC028446



**COMPARATIVE BENPOS SUMMARY REPORT-STATUS SUB STATUS WISE**

Status/Sub Status	Category	Benpos As of 31-Mar-2018		Benpos As of 30-Jun-2018		Movement(Net)
		No Of Folio	No Of Shares	No Of Folio	No Of Shares	
0101	INDIVIDUAL-RESIDENT	8694	3635585	8603	3612647	-22938
0103	INDIVIDUAL-HUF	203	140169	198	134305	-5864
0104	MARGIN ACCOUNT - RESIDENT	2	125	3	414	289
0108	MARGIN ACCOUNT - RESIDENT	1	1	1	1	0
0201	FINANCIAL INSTITUTION (FI)-GOVT . SPONSORED	3	285168	3	285168	0
0301	FOREIGN INST. INVESTOR(FII)-MAURITIUS BASED	3	1100	3	500	-600
0401	NON RESIDENT INDIAN (NRI)-REPATRIABLE	106	44305	103	46586	2281
0402	NON RESIDENT INDIAN (NRI)-NON REPATRIABLE	68	65012	71	66872	1860
0501	CORPORATE BODY-DOMESTIC	95	590991	92	604830	13839
0502	CORPORATE BODY-OCB	3	600	3	500	-100
0503	CORPORATE BODY-GOVERNMENT COMPANIES	3	42866	4	88145	45279
0508	CORPORATE BODY-NON NBFC	1	73459	0	0	-73459
0509	CORPORATE BODY-BROKER	2	250	2	25	-225
0511	PROMOTERS	1	21320348	1	21320348	0
0512	CORPORATE BODY-OTHERS	17	8289	17	8289	0
0516	MARGIN ACCOUNT - CORPORATE BODY	57	67756	67	91509	23753
0529	CORPORATE BODY-OTHERS	0	0	1	11000	11000
0533	CORPORATE BODY-OTHERS	6	10584	7	10604	20
0534	CORPORATE BODY-OTHERS	1	400	1	400	0
0800	MUTUAL FUND	7	5300	7	4400	-900
0802	MUTUAL FUND	1	100	1	100	0
0900	TRUSTS	4	15516	4	15516	0
1002	CO-OPERATIVE BANK	1	1200	1	1200	0
1003	NATIONALIZED BANK	2	400	2	400	0
1004	OTHER BANKS	1	200	1	200	0
1402	FOREIGN INST. INVESTOR(FII)-MAURITIUS BASED	3	2022812	2	2027712	4900
1403	FOREIGN INSTITUTIONAL INVESTOR(FII)-OTHERS	1	123000	1	123000	0
3104	U T I	3	4828	3	4828	0
<b>Total</b>		<b>9289</b>	<b>28460364</b>	<b>9202</b>	<b>28459499</b>	<b>-865</b>



NSDL HOLDINGS(WITHOUT CLEARING MEMBERS)	26681952	26730013
CDSL HOLDINGS(WITHOUT CLEARING MEMBERS)	1241423	1239421
CLEARING MEMBERS	6100	6965
<b>TOTAL</b>	<b>27929475</b>	<b>27976899</b>