

Name of Listed Entity : AGC NETWORKS LTD
 Script Code and name : NSE - AGCNET , BSE - 500463
 Shareholding pattern filed under Reg. 31(1)(b)
 Quarter Ended : 31.12.2020

Sr. No.	Particulars	Promoter and Promoter Group		Public		Non Promoter Non Public	
		Yes/No	Yes/No	Yes/No	Yes/No	Yes/No	Yes/No
1	Whether the Listed Entity has issued any partly paid up shares?	NO		NO		NO	
2	Whether the Listed Entity has issued any Convertible Securities or Warrants?	YES		NO		NO	
3	Whether the Listed Entity has any shares against which depository receipts are issued?	NO		NO		NO	
4	Whether the Listed Entity has any shares in locked-in?	YES		NO		NO	
5	Whether any shares held by promoters are pledged or otherwise encumbered?	YES		NA		NA	
6	Whether the Listed Entity has issued any Differential Voting Rights?	NO		NO		NO	



Table I - Summary Statement holding of specified securities

Name of Listed Entity: AGC NETWORKS LTD

Benpos Date: 31.12.2020

Category (i)	Category of shareholder (ii)	Nos. of share holders (iii)	No. of fully paid up equity shares held (iv)	No. of partly paid-up equity shares held (v)	Nos. of shares underlying Depository Receipts (vi)	Total Nos. shares held (vii) = (iv)+(v)+(vi)	Shareholding as a % of total no. of shares (Calculated as per SCRR, 1957) (viii) As a % of (A+B+C2)	Number of voting Rights held in each class of securities (ix)			Total as a % of (A+B+C)	No of shares underlying convertible Securities (including warrants) (x)	Shareholding as a % assuming full conversion of convertible securities as a % of diluted share capital (xi) = (vii)+(x) as a % of A+B+C2	Number of Locked in shares (xii)		Number of shares pledged or otherwise encumbered (xiii)		Number of equity shares held in dematerialized form (xiv)
								Class X	Class Y	Total				No. (a)	As a % of total shares held (b)	No. (a)	As a % of total shares held (b)	
(A)	Promoter and Promoter Group	2	20554952	0	0	20554952	68.9298	0	20554952	68.9298	0	0	0	18422917	89.6276	2132035	10.3724	20554952
(B)	Public	7521	9285151	0	0	9285151	31.0702	0	9285151	31.0702	0	0	0	0	0.0000	0	0.0000	8918186
(C)	Non Promoter - Non Public	0	0	0	0	0	0.0000	0	0	0.0000	0	0	0	0	0.0000	0	0.0000	0
(C1)	Shares underlying DRs	0	0	0	0	0	0.0000	0	0	0.0000	0	0	0	0	0.0000	0	0.0000	0
(C2)	Shares held by Employee Trusts	0	0	0	0	0	0.0000	0	0	0.0000	0	0	0	0	0.0000	0	0.0000	0
	Total	7523	29820103	0	0	29820103	100.0000	0	29820103	100.0000	0	0	0	16422917	61.7802	2132035	7.1497	29473138




Table II - Statement showing Shareholding Pattern of the Promoter and Promoter Group

Name of Listed Entity: AGC NETWORKS LTD		Quarter ended: 31.12.2020		Face Value 10.00														
Category and Name of the shareholders (i)	PAN (ii)	No. of share holders (iii)	No. of fully paid up equity shares held (iv)	Partly paid-up equity shares held (v)	Nos. of shares underlying Depository Receipts (vi)	Total Nos. shares held (v)+(vi)	Shareholding % calculate as per SCRR, 1957 As a % of (A+B+C2) (viii)	Number of voting Rights held in each class of securities (ix)			No of shares underlying convertible securities (including warrants) (x)	Shareholding as a % assuming full conversion of convertible securities as a percentage of diluted share capital (xi)=(vii)+(x) as a % of (A+B+C2)	Number of Locked in shares (xii)		Number of shares pledged or otherwise encumbered (a)	As a % of total shares held (b)	As a % of total shares held (b)	Number of equity shares held in dematerialized form (xiii)
								Class X	Class Y	Total			No. (a)	As a % of total shares held (b)				
1																		
(a)	Indian																	
(b)	Individuals/Hindu Undivided Family																	
(c)	Central Government/State Government(s)																	
(d)	Financial Institutions / Banks																	
(e)	Any Other (specify)																	
(g)(i)	Bodies Corporate																	
(g)(ii)	ONIR METALLICS LIMITED																	
	Sub Total (A)(1)																	
2	Foreign																	
(a)	Individuals (Non-Resident Individuals/Foreign Individuals)																	
(b)	Government																	
(c)	Institutions																	
(d)	Foreign Portfolio Investor																	
(e)	Any Other (specify)																	
(g)(i)	Bodies Corporate																	
(g)(ii)	ESSAR TELECOM LIMITED																	
	Sub Total (A)(2)																	
	Total Shareholding of Promoter and Promoter Group: (A)(1)+(A)(2)																	




Name of Listed Entity : AGC NETWORKS LTD	
Script Code and name : NSE - AGCNET , BSE - 500463	
Details of Shares which remain unclaimed may be given here along with details such as number of shareholders, outstanding shares held in demat/unclaimed suspense account, voting rights which are frozen etc.	
Quarter Ended : 31.12.2020	
No. of shareholders	No of Shares held



Table III - Statement showing Shareholding Pattern of the Public shareholder
Name of Listed Entity: AGC NETWORKS LTD
Quarter ended: 31.12.2020

Sl. No.	Category and Name of the shareholders (i)	PAN (ii)	No. of share holders (iii)	No. of fully paid up equity shares held (iv)	Partly paid-up equity shares held (v)	Nos. of shares underlying Depository Receipts (vi)	Total Nos. shares held (vii)=(iv)+(v)+(vi)	Shareholding % calculate as per SCRR 1957 As a % of (A+B+C2) (viii)	Number of voting Rights held in each class of securities (ix)			Total as a % of Total voting rights	No of shares underlying convertible securities (including warrants) (x)	Total Shareholding as a % assuming full conversion of convertible securities as a percentage of diluted share capital (xi)	Number of Locked in shares (xii)		Number of shares pledged or otherwise encumbered (xiii)		Number of equity shares held in dematerialized form (xiv)	
									Class X	Class Y	Total				No. (a)	As a % of total shares held (b)	No. (a)	As a % of total shares held (b)		
1	Institutions																			
(a)	Mutual Funds/UTI		6	2814	0	0	2814	0.0094	2814	0	0	0.0094	0	0	0.0000	0	0.0000	0	0.0000	100
(b)	Venture Capital Funds		0	0	0	0	0	0.0000	0	0	0	0.0000	0	0	0.0000	0	0.0000	0	0.0000	0
(c)	Alternate Investment Funds		0	0	0	0	0	0.0000	0	0	0	0.0000	0	0	0.0000	0	0.0000	0	0.0000	0
(d)	Foreign Venture Capital Investors		0	0	0	0	0	0.0000	0	0	0	0.0000	0	0	0.0000	0	0.0000	0	0.0000	0
(e)	Foreign Portfolio Investors		5	1870183	0	0	1870183	6.2716	1870183	0	0	6.2716	0	0	0.0000	0	0.0000	0	0.0000	1870183
	INDIA OPPORTUNITIES GROWTH FUND LTD - PINEWOOD STRATEGY	AACG15037L	0	1072271	0	0	1072271	3.5958	1072271	0	0	3.5958	0	0	0.0000	0	0.0000	0	0.0000	1072271
	ELARA INDIA OPPORTUNITIES FUND LIMITED	AABCE6307N	0	603760	0	0	603760	2.0247	603760	0	0	2.0247	0	0	0.0000	0	0.0000	0	0.0000	603760
(f)	Financial Institutions / Banks		3	600	0	0	600	0.0020	600	0	0	0.0020	0	0	0.0000	0	0.0000	0	0.0000	400
(g)	Insurance Companies		1	100	0	0	100	0.0033	100	0	0	0.0033	0	0	0.0000	0	0.0000	0	0.0000	0
(h)	Provident Funds / Pension Funds		0	0	0	0	0	0.0000	0	0	0	0.0000	0	0	0.0000	0	0.0000	0	0.0000	0
(i)	Any Other (specify)		0	0	0	0	0	0.0000	0	0	0	0.0000	0	0	0.0000	0	0.0000	0	0.0000	0
(j)(i)	Qualified Foreign Investor		0	0	0	0	0	0.0000	0	0	0	0.0000	0	0	0.0000	0	0.0000	0	0.0000	0
(j)(ii)	Qualified Institutional Buyer		15	1873687	0	0	1873687	6.2633	1873687	0	0	6.2633	0	0	0.0000	0	0.0000	0	0.0000	1870683
(k)	Sub Total (B)(1)			188967	0	0	188967	0.6337	188967	0	0	0.6337	0	0	0.0000	0	0.0000	0	0.0000	146201
(2)	Central Government/State Government(s)/ President of India		3	188967	0	0	188967	0.6337	188967	0	0	0.6337	0	0	0.0000	0	0.0000	0	0.0000	146201
	Sub Total (B)(2)		3	188967	0	0	188967	0.6337	188967	0	0	0.6337	0	0	0.0000	0	0.0000	0	0.0000	146201
3	Non-Institutions																			
(a-1)	Individuals - shareholders holding nominal share capital up to Rs 2 Lakh		7130	2154098	0	0	2154098	7.2236	2154098	0	0	7.2236	0	0	0.0000	0	0.0000	0	0.0000	1857819
(a-1)	Individual shareholders holding nominal share capital in excess of Rs. 2 Lakh		21	2082159	0	0	2082159	6.9824	2082159	0	0	6.9824	0	0	0.0000	0	0.0000	0	0.0000	2082159
(b)	SUBODH MASKARA	AFEPM257L	0	998669	0	0	998669	3.3490	998669	0	0	3.3490	0	0	0.0000	0	0.0000	0	0.0000	998669
(c)	NBFCs registered with RBI		0	0	0	0	0	0.0000	0	0	0	0.0000	0	0	0.0000	0	0.0000	0	0.0000	0
(d)	Employee Trusts		0	0	0	0	0	0.0000	0	0	0	0.0000	0	0	0.0000	0	0.0000	0	0.0000	0
(e)	Overseas Depositories (holding DRs)(balancing figure)		0	0	0	0	0	0.0000	0	0	0	0.0000	0	0	0.0000	0	0.0000	0	0.0000	0
(f)	Any Other (specify)		352	2966230	0	0	2966230	9.9471	2966230	0	0	9.9471	0	0	0.0000	0	0.0000	0	0.0000	2961324
(g)	NRI Rept		78	59867	0	0	59867	0.2008	59867	0	0	0.2008	0	0	0.0000	0	0.0000	0	0.0000	57667
(h)	NRI Non -Rept		78	89783	0	0	89783	0.3011	89783	0	0	0.3011	0	0	0.0000	0	0.0000	0	0.0000	89783
(i)	Trusts		1	378	0	0	378	0.0013	378	0	0	0.0013	0	0	0.0000	0	0.0000	0	0.0000	378
(j)	OCB		2	400	0	0	400	0.0013	400	0	0	0.0013	0	0	0.0000	0	0.0000	0	0.0000	0
(k)	Foreign National		0	0	0	0	0	0.0000	0	0	0	0.0000	0	0	0.0000	0	0.0000	0	0.0000	0
(l)	Foreign Bodies		0	0	0	0	0	0.0000	0	0	0	0.0000	0	0	0.0000	0	0.0000	0	0.0000	0
(m)	Clearing Member		60	31016	0	0	31016	0.1040	31016	0	0	0.1040	0	0	0.0000	0	0.0000	0	0.0000	31016
(n)	Bodies Corporate		123	988789	0	0	988789	3.3158	988789	0	0	3.3158	0	0	0.0000	0	0.0000	0	0.0000	986483
(o)	LLP		10	1795997	0	0	1795997	6.0228	1795997	0	0	6.0228	0	0	0.0000	0	0.0000	0	0.0000	1795997
(p)	CITIC INVESTMENT SERVICES LLP		0	869952	0	0	869952	2.9173	869952	0	0	2.9173	0	0	0.0000	0	0.0000	0	0.0000	869952
(q)	Unclaimed/Escrow Account		0	0	0	0	0	0.0000	0	0	0	0.0000	0	0	0.0000	0	0.0000	0	0.0000	0
(r)	Any Other		0	0	0	0	0	0.0000	0	0	0	0.0000	0	0	0.0000	0	0.0000	0	0.0000	0
(s)	Sub Total (B)(3)		7603	7202487	0	0	7202487	24.1531	7202487	0	0	24.1531	0	0	0.0000	0	0.0000	0	0.0000	6901302
	Total Public Shareholding (B)=(B)(1)+(B)(2)+(B)(3)		7521	9265151	0	0	9265151	31.0702	9265151	0	0	31.0702	0	0	0.0000	0	0.0000	0	0.0000	8918186



Name of Listed Entity : AGC NETWORKS LTD			
Script Code and name : NSE - AGCNET , BSE - 500463			
Details of the shareholders acting as persons in Concert including their Shareholding:			
Quarter Ended : 31.12.2020			
Name of shareholder	Name of PAC	No. of shareholders	Holding %




Table IV - Statement showing Shareholding Pattern of the Non Promoter - Non Public shareholder

Sl. No.	Category and Name of the shareholders (i)	PAN (ii)	No. of shareholders (iii)	No. of fully paid up equity shares held (iv)	Partly paid-up equity shares held (v)	Nos. of shares underlying Depository Receipts (vi)	Total Nos. shares held (vii) = (iv)+(v)+(vi)	Shareholding % calculate as per SCRR, 1957 As a % of (A+B+C2) (viii)	Number of voting Rights held in each class of securities (ix)			Total as a % of Total voting rights (x)	No of shares underlying convertible Securities (including warrants) (xi)	Total Shareholding as a % assuming full conversion of convertible securities as a percentage of diluted share capital) (xi)	Number of Locked in shares (xii)		Number of shares pledged or otherwise encumbered (xiii)		Number of equity shares held in dematerialized form (xv)	
									Class X	Class Y	Total				No. (a)	As a % of total shares held (b)	No. (a)	As a % of total shares held (b)		
																				As a % of total shares held (b)
(1)	Custodian/ DR Holder		0	0	0	0	0	0.0000	0	0	0	0	0	0	0	0	0	0	0	
(2)	Employee Benefit Trust (under SEBI (Share Based Employee Benefit) Regulations, 2014)		0	0	0	0	0	0.0000	0	0	0	0	0	0	0	0	0	0	0	0
	Total Non-Promoter-Non Public Shareholding (C) = (C1)+(C2)		0	0	0	0	0	0.0000	0	0	0	0	0	0	0	0	0	0	0	0

